



Portland Region Job Demand Now and in the Future

Jake Procino, Workforce Analyst/Economist
for Multnomah County



Have you ever been asked to participate in a Bureau of Labor Statistics Survey? *Please Do!*

BLS survey information is gathered to create data for businesses, jobseekers, workers and policy-makers about the economy including:

Employment*	Unemployment*	Occupational Wages*
Job vacancies*	Productivity	Occupational Employment*
Consumer spending patterns	Workplace injuries	Compensation
Long-term employment projections*	Employer-provided benefits	Price movements

** Collected and produced by Oregon Employment Department*

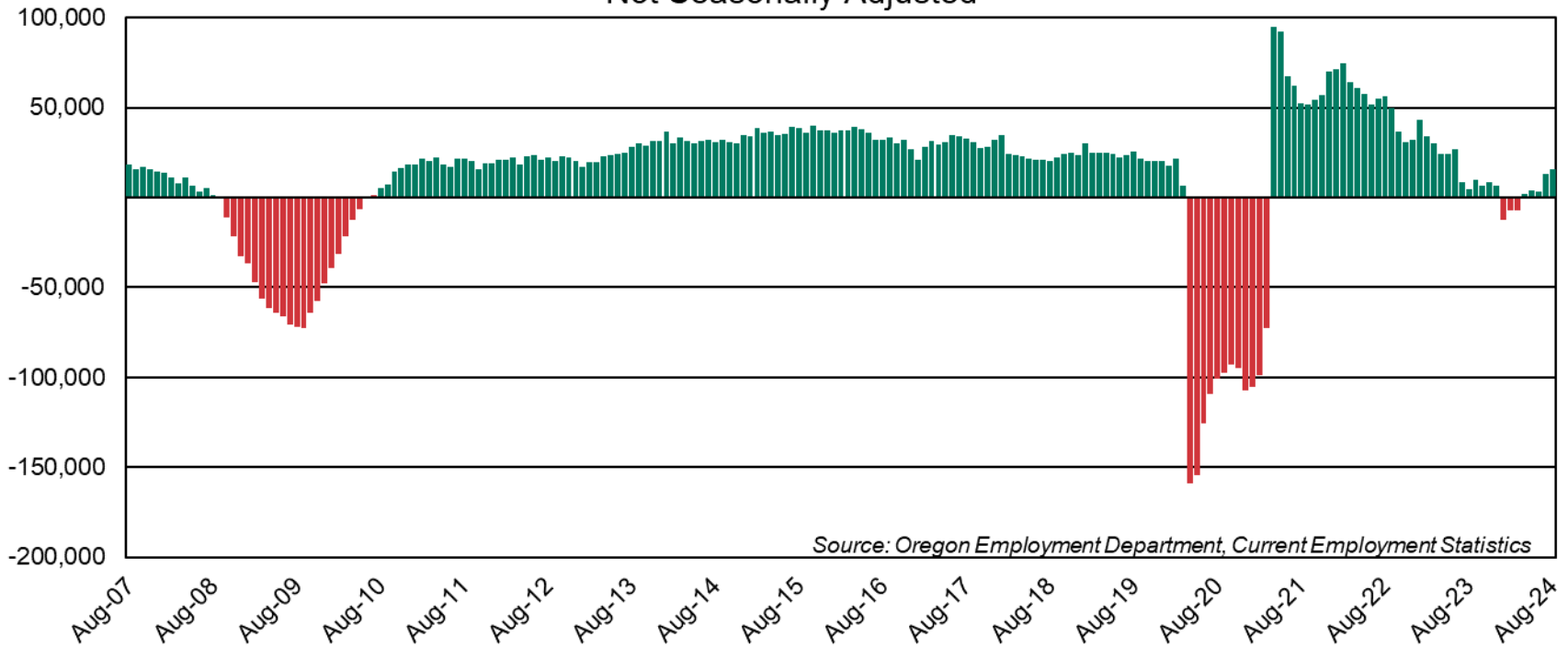
Your response is vital to ensuring accurate, complete, and unbiased data that is representative of the people and businesses in Oregon and the United States.

Your confidential responses are protected by federal and state law and strict security policies that prohibit us from releasing any information that could reveal the identity of you or your business without your consent.

Thank you for helping us track the Oregon economy!

Employment grew by 16,000 jobs (or 1.3%) from August 2023 to August 2024

Portland MSA Year-Over-Year Job Change
Not Seasonally Adjusted



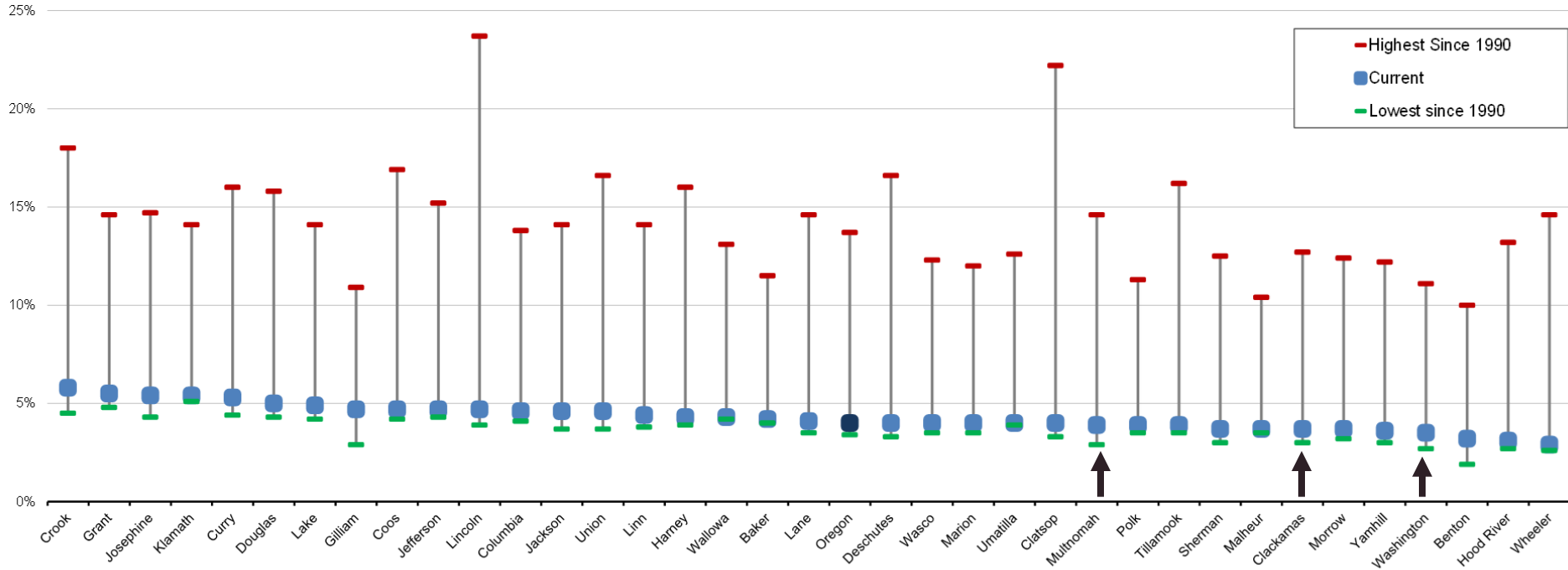
Source: Oregon Employment Department, Current Employment Statistics



Unemployment Rate is Low

Unemployment Rates in Oregon Counties

Current Rate (August 2024), Record High, and Record Low for Each County, Seasonally Adjusted



Source: Oregon Employment Department, Local Area Unemployment Statistics

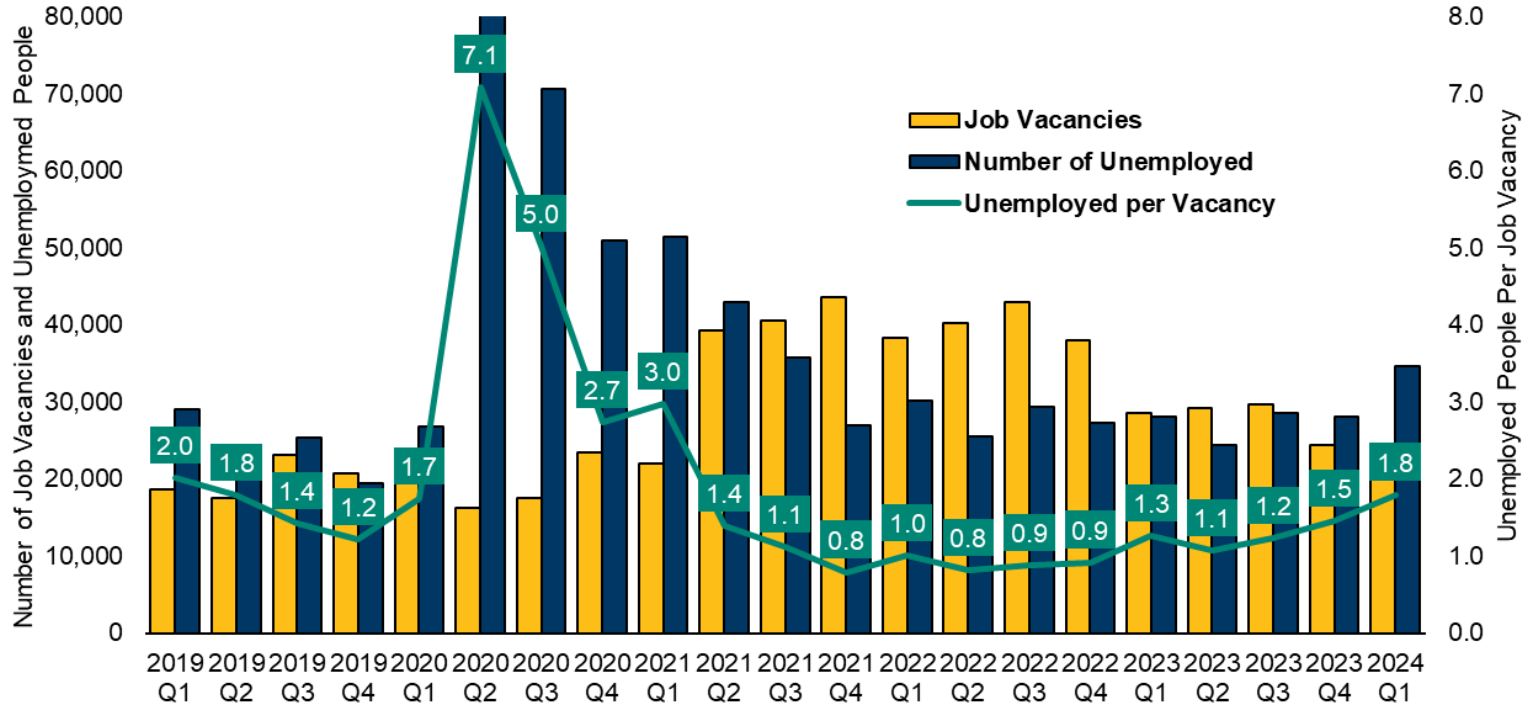


Labor Market

Short-Term Loosening, Long Term Tightness

Though Labor Market is Loosening, Job Demand Remains Elevated

Tight Labor Market in the Portland Tri-County Area



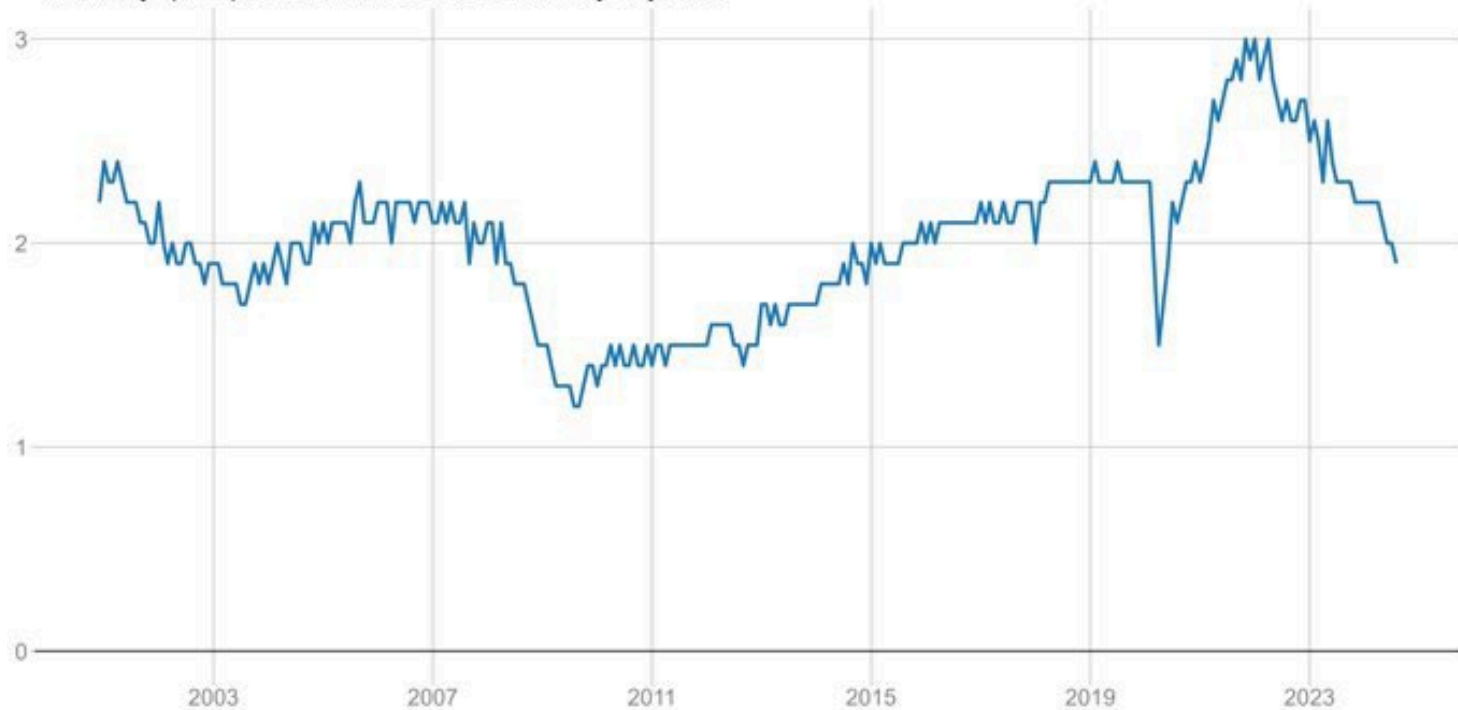
Source: Oregon Employment Department, Local Area Unemployment Statistics, Job Vacancy Survey



Quits rate has dropped lately

Monthly quits rate

Voluntary quits per 1,000 workers, seasonally adjusted

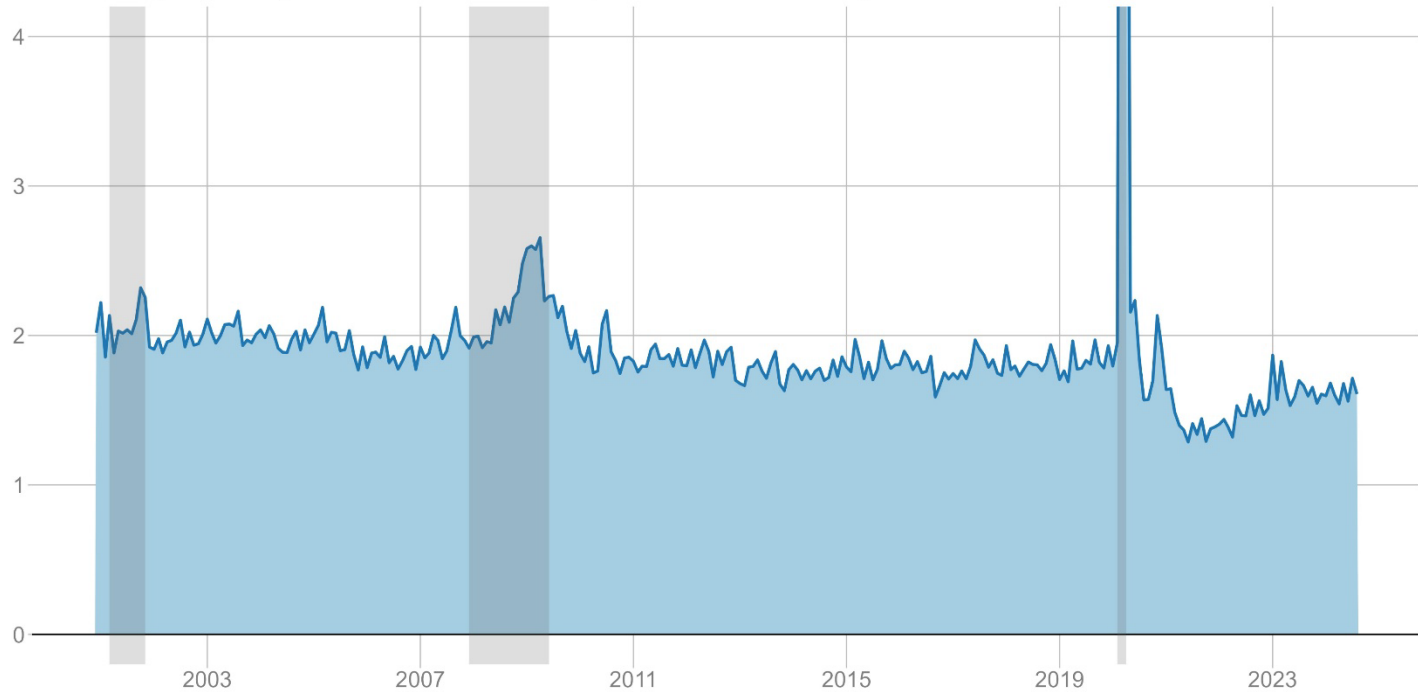


Source: Bureau of Labor Statistics

Layoffs remain low

Layoffs and discharges per month

Seasonally adjusted, in millions. March and April 2020 totals not fully shown.

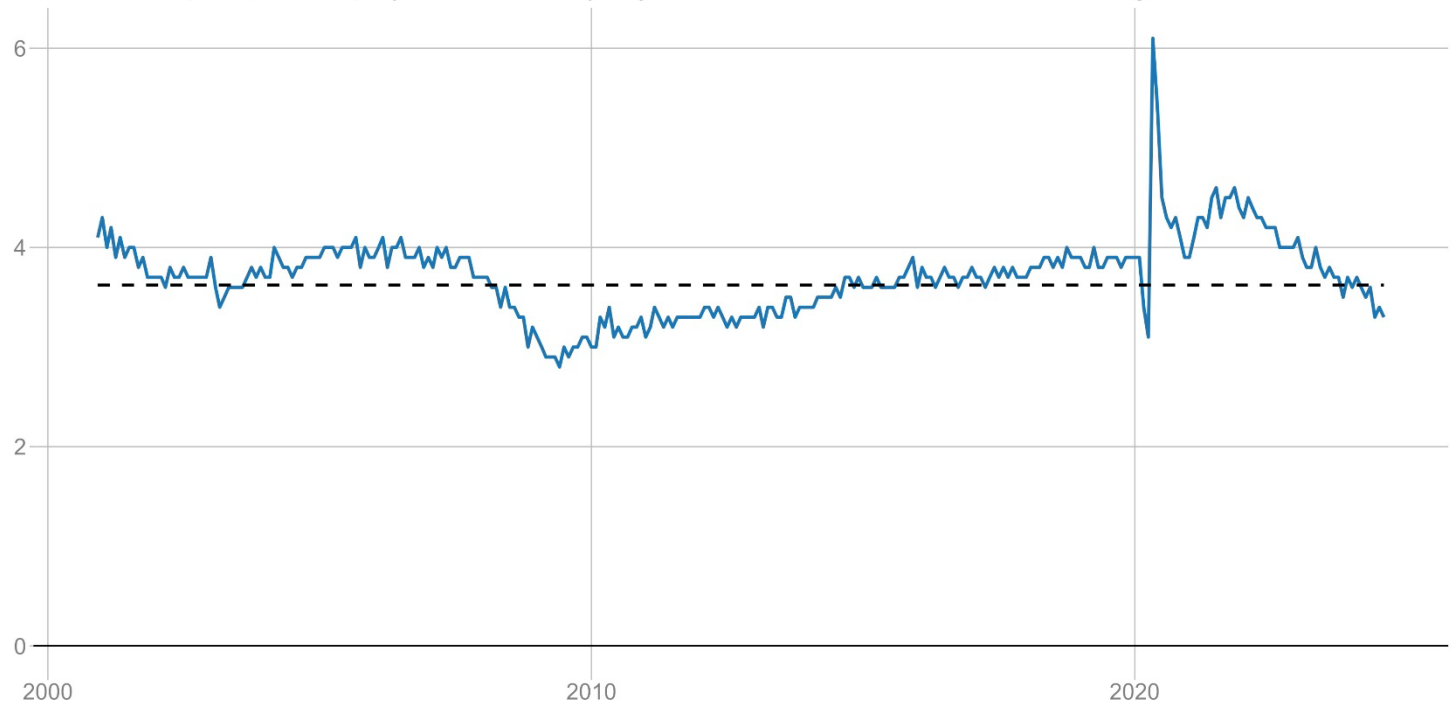


Source: Bureau of Labor Statistics

Hires are declining

Hires rate

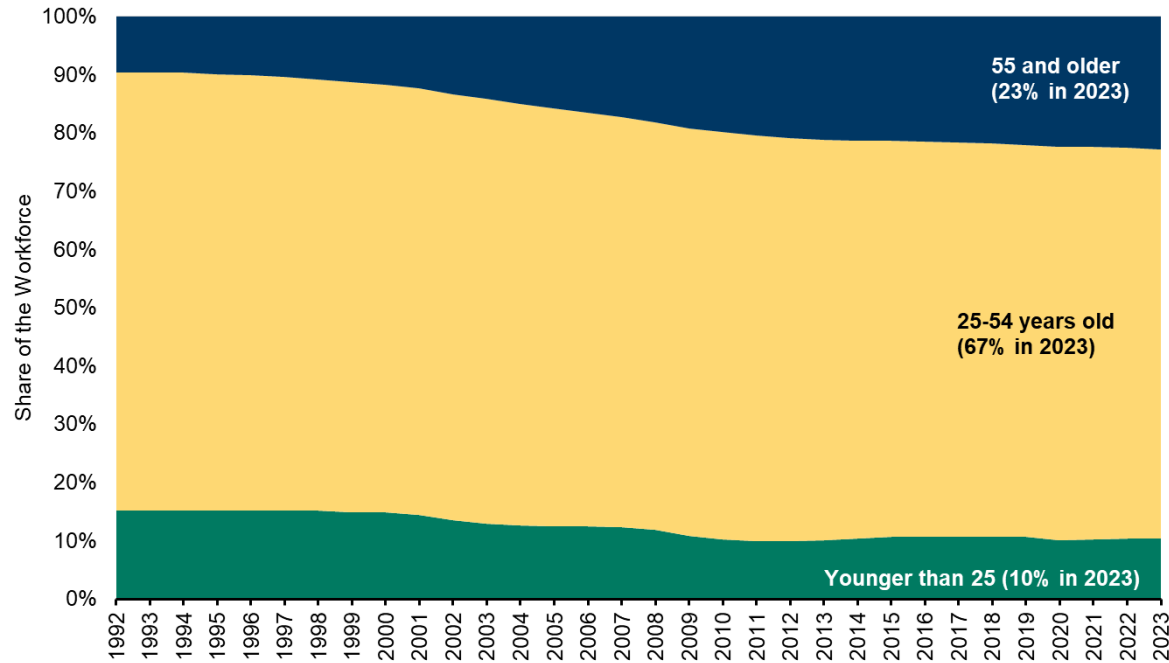
Gross hires per 1,000 employees, seasonally adjusted. Dashed line is 2000-2019 average.



Source: Bureau of Labor Statistics

23% of the workforce is expected to retire in the next 10 years

More Than One in Five Portland MSA Jobs is Held by Workers Aged 55 or Older

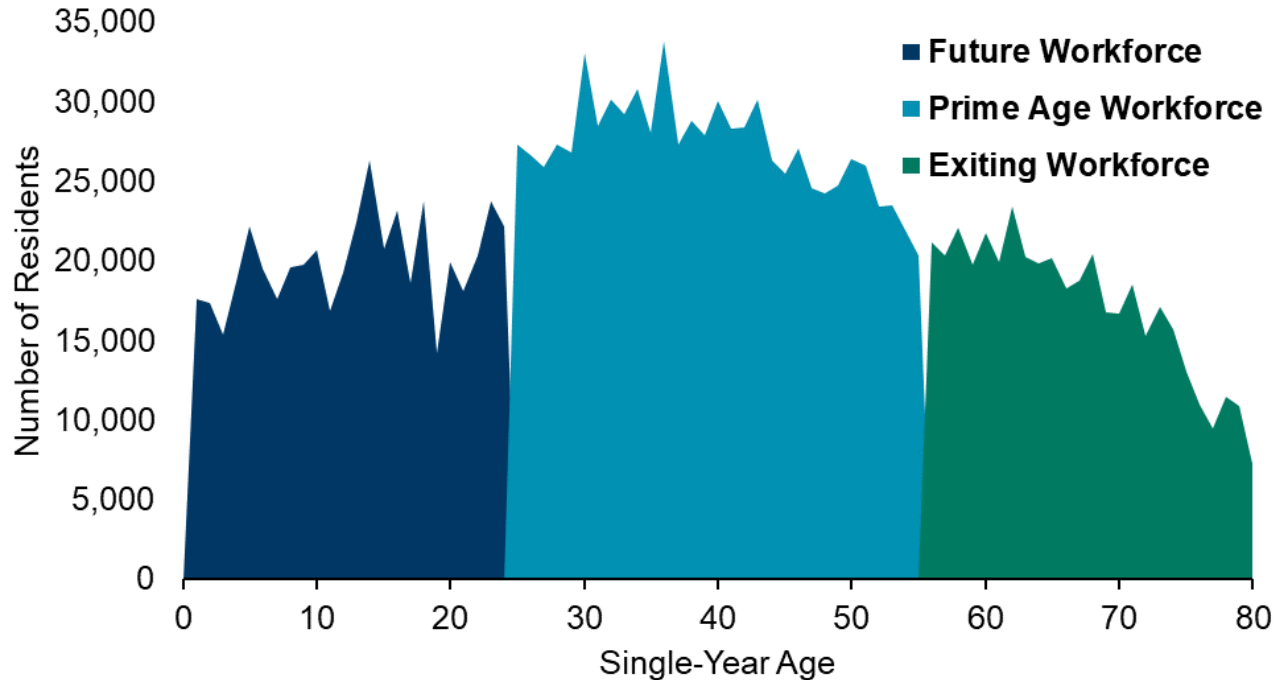


Source: Census, Quarterly Workforce Indicators



Not Enough Young People to Replace the Outgoing Workforce

Portland Tri-County Population by Age, 2022

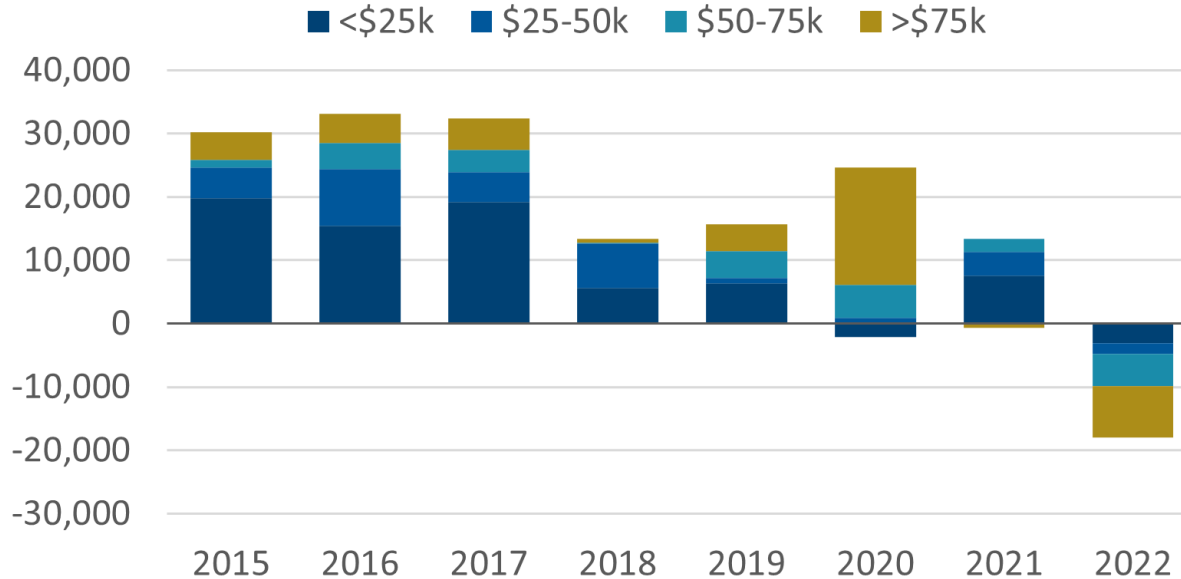


Source: U.S. Census Bureau

Normally, workforce is supplemented by in-migration, but Oregon is currently seeing net out-migration

Oregon Net Domestic Migration

Number of households moving into the state minus the number moving out of the state



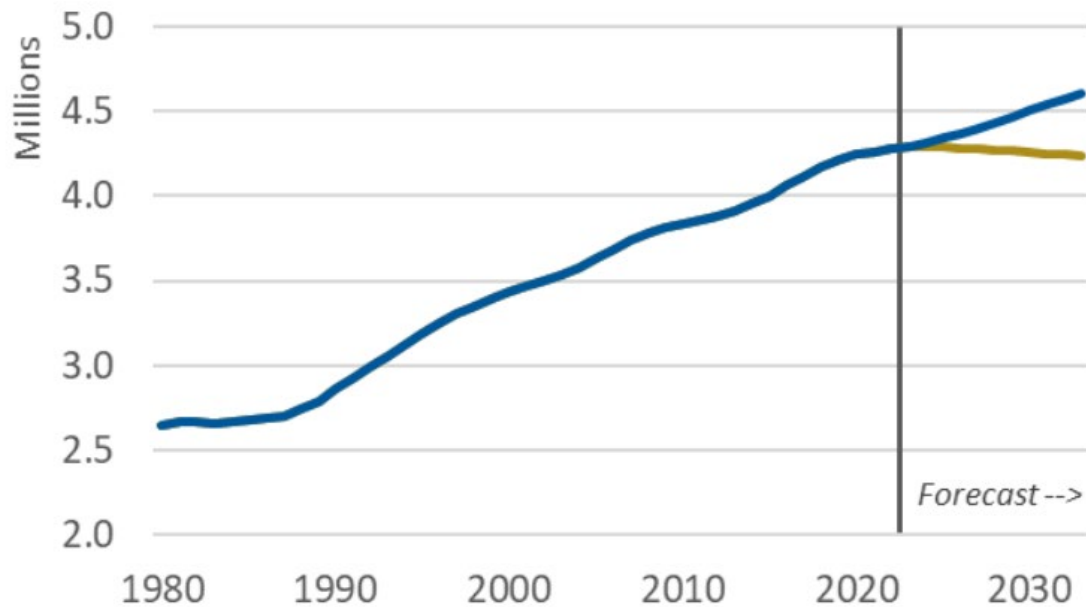
Data: ACS 1 year estimates | Source: Census, IPUMS-USA, Oregon Office of Economic Analysis



Oregon Population

Number of Oregon residents, all ages

Baseline Forecast | Zero Migration Scenario

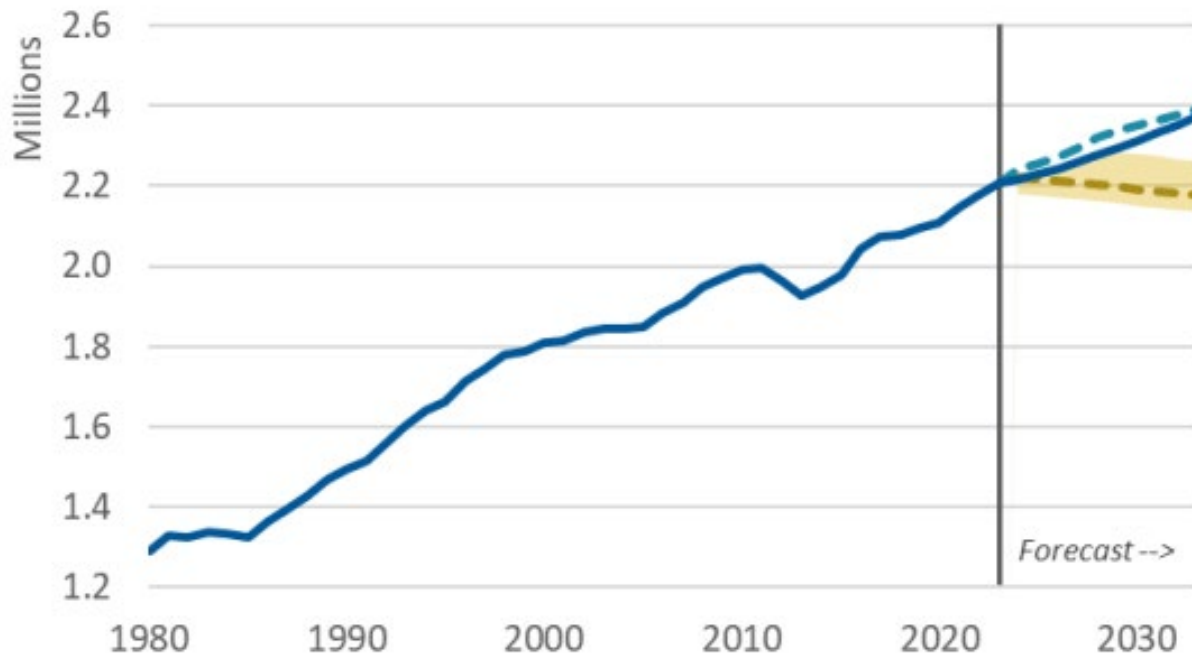


Latest Data: 2022 | Source: Oregon Office of Economic Analysis

Oregon's Labor Force

Number of Oregon residents with a job or actively looking for work

Baseline | Zero Migration | Zero Migration Latent Labor Force

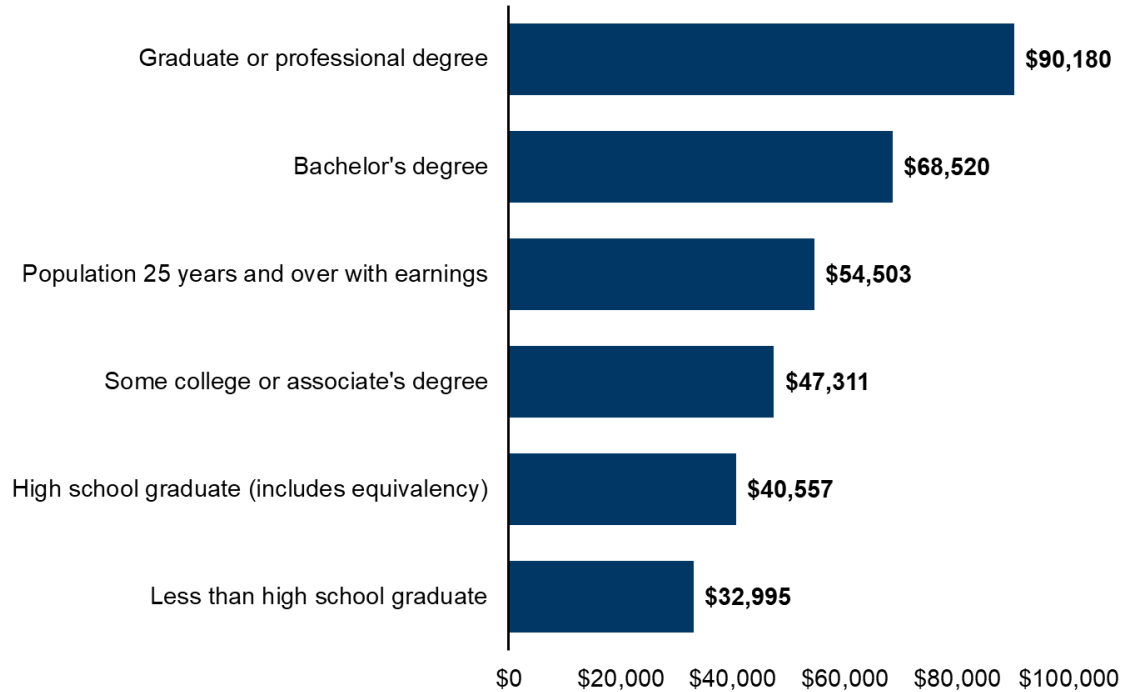


Latest Data: 2022 | Source: Oregon Office of Economic Analysis

Job Demand Now

Education Pays

Median Wage by Educational Attainment in the Portland MSA



Source: U.S. Census Bureau, 2022 5-year American Community Survey; Table S1501



Health Care Occupations Mostly In Demand

- Industries
 - Health care and social assistance represented 42% of all vacancies, with 25,400.
 - Retail trade had 7,000 vacancies in summer.
 - Manufacturing had 4,900 vacancies.
- Most difficult to fill occupations
 - Preschool teachers
 - Maids and housekeeping cleaners
 - Medical assistants
 - Registered nurses

Oregon Job Vacancies by Occupation Group, Summer 2024

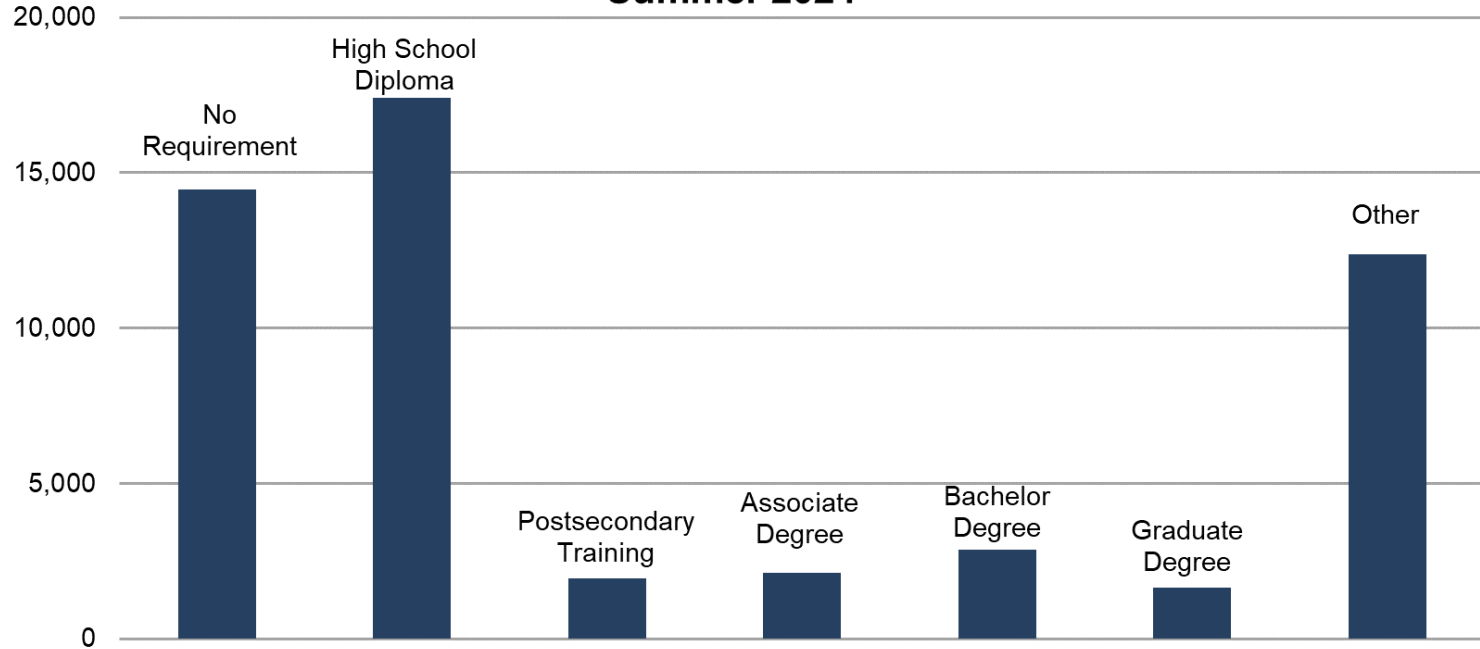
Occupation Group	Vacancies	% Vacancies
All Occupations	61,013	
Health Care Practitioners and Technical	7,609	12.5%
Health Care Support	5,806	9.5%
Transportation and Material Moving	5,301	8.7%
Sales and Related	5,105	8.4%
Office and Administrative Support	4,505	7.4%
Production	4,224	6.9%
Food Preparation and Serving Related	3,876	6.4%
Construction and Extraction	3,551	5.8%
Community and Social Service	3,428	5.6%
Education, Training, and Library	3,299	5.4%
Business and Financial Operations	3,291	5.4%
Management	2,503	4.1%
Building and Grounds Cleaning and Maintenance	2,021	3.3%
Personal Care and Service	1,895	3.1%
Installation, Maintenance, and Repair	1,888	3.1%
Architecture and Engineering	1,092	1.8%
Life, Physical, and Social Science	527	<1%
Computer and Mathematical	483	<1%
Arts, Design, Entertainment, Sports, and Media	293	<1%
Protective Service	161	<1%
Farming, Fishing, and Forestry	80	<1%
Legal	75	<1%

Source: Oregon Employment Department



Most Job Openings Require High School Diploma or Less

Oregon Job Vacancies by Educational Requirement, Summer 2024

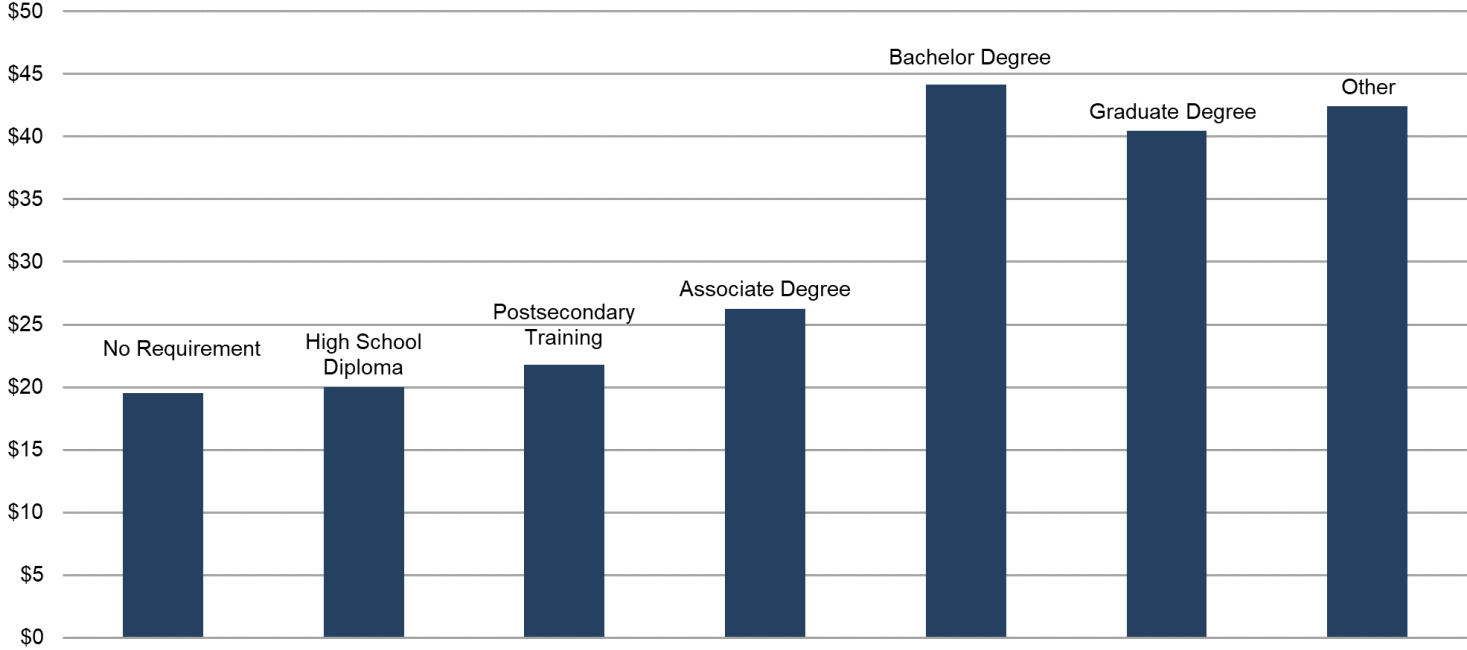


Source: Oregon Employment Department



Wage is higher for Occupations Requiring Higher Educational Attainment

Average Hourly Wage for Oregon Job Vacancies, by Educational Requirement, Summer 2024

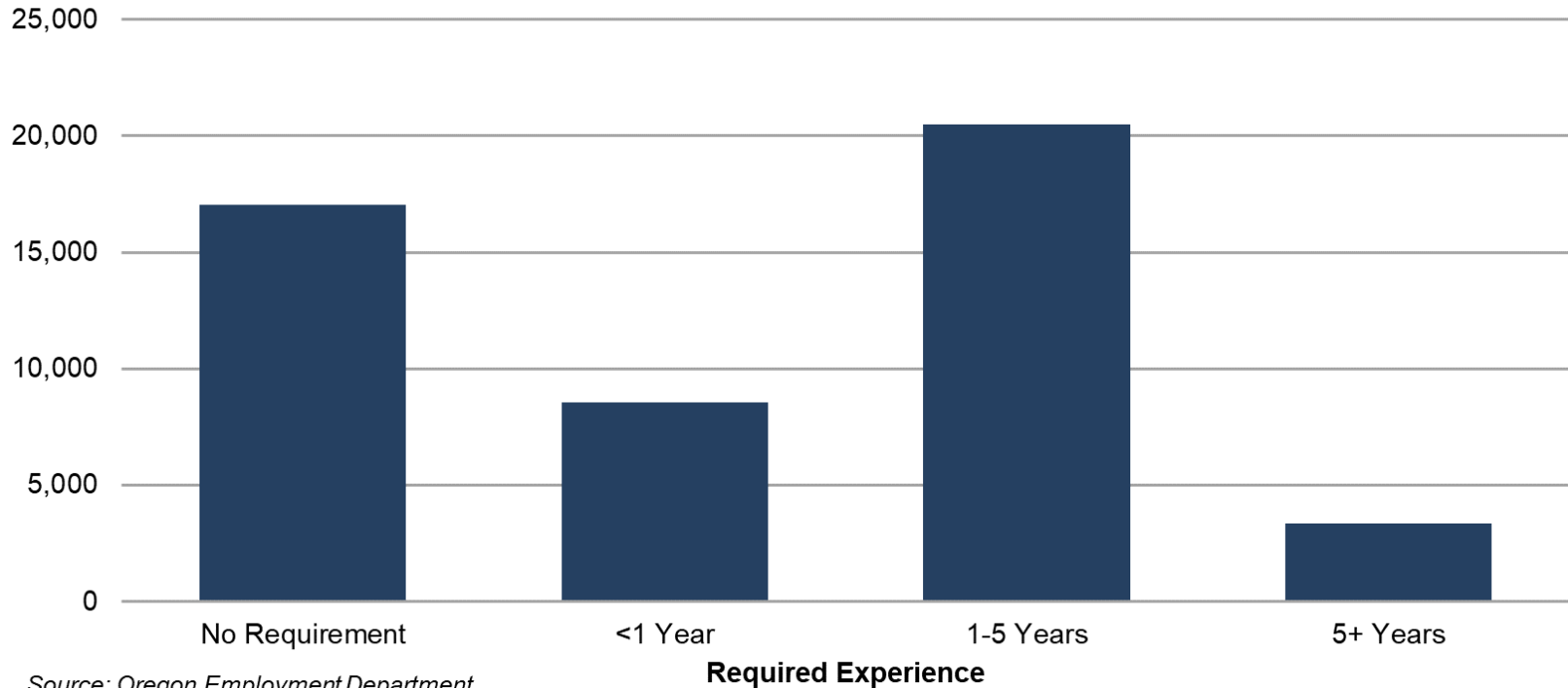


Source: Oregon Employment Department



Some Experience is Usually Required

Oregon Job Vacancies Requiring Previous Experience Summer 2024



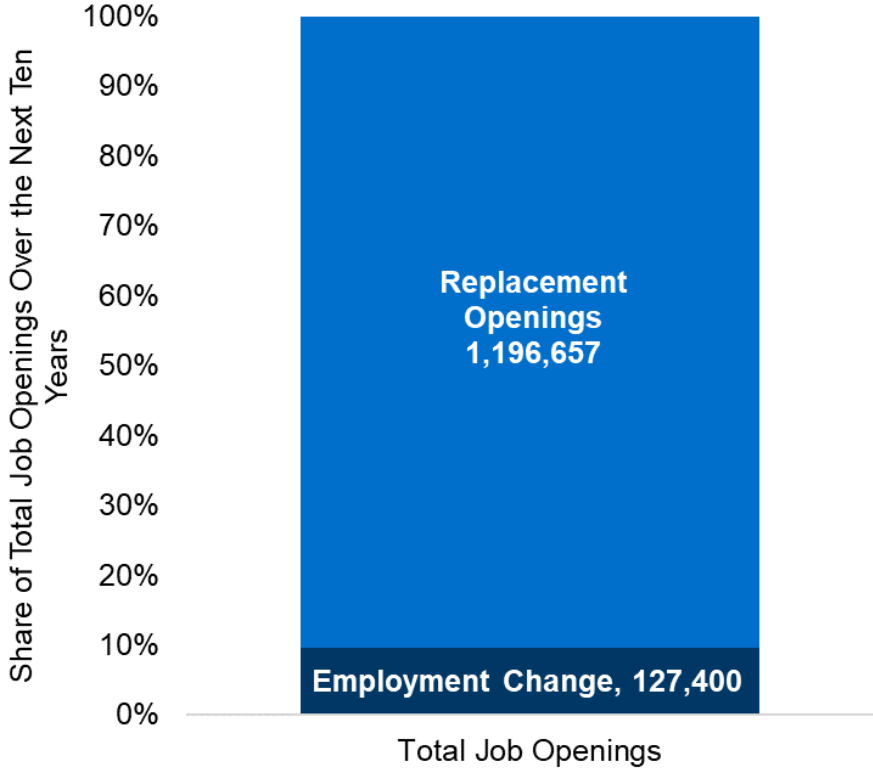
Source: Oregon Employment Department

Job Demand In The Next Decade

Replacement Workers Will Be Needed

- Over 90% of job openings in the Portland Tri-County over the next decade will be replacement openings
- Workers will be needed for all industries even if an industry is not projected to grow in employment numbers

Total Job Opening Projections by Type



Source: Oregon Employment Department, Occupational Projections 2022-2032

Service-Related Occupations Have the Most Jobs Openings Among Occupational Groups

- The fast growth in health care occupations is attributed to the aging of Oregon's population
- The fast growth in service occupations is mainly caused by the job losses incurred in 2020

Total Job Openings by Occupational Groupings

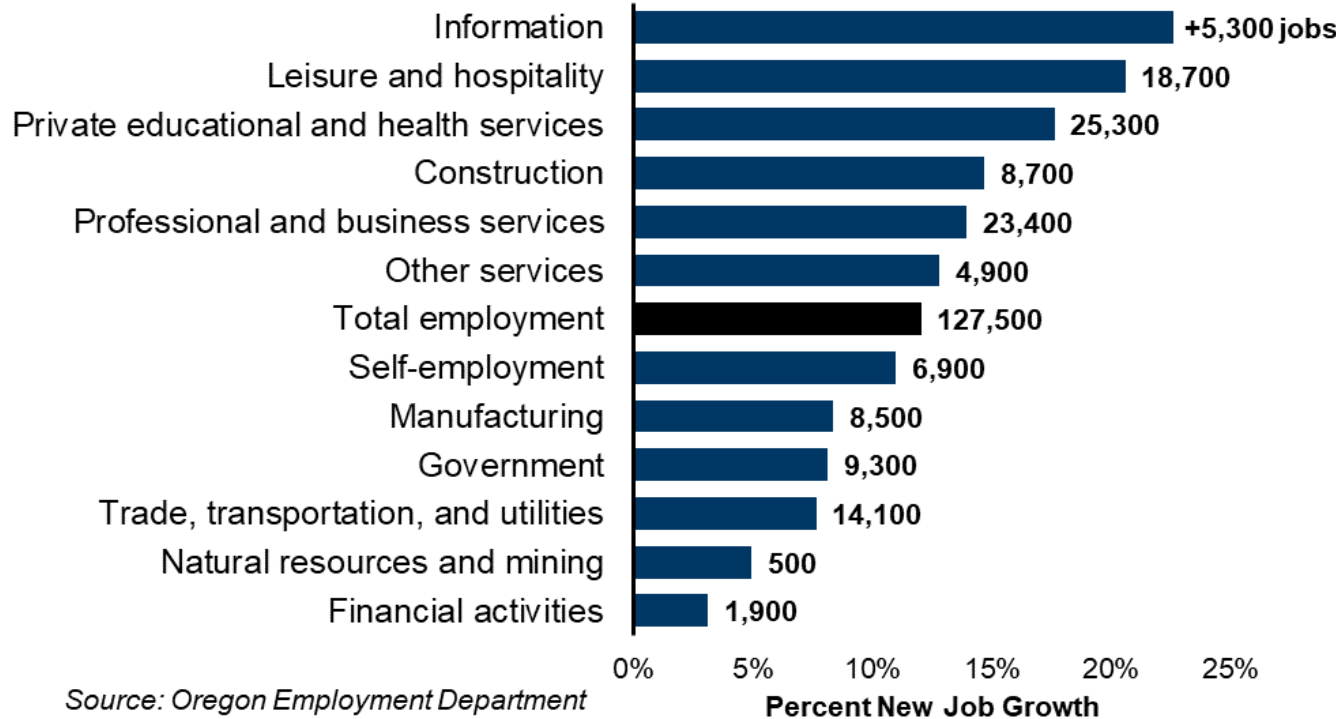


Source: Oregon Employment Department, Occupational Projections 2022-2032

Fastest growing sectors

- Information is projected to be the fastest growing sector by percentage
- Private educational and health service by level

Portland Tri-County Industry Projections, 2022-2032



Projections by Entry-Level Education in the Portland Tri-County

Occupations with the Most Projected Job Openings in the Portland Tri-County 2022-2032 with Postsecondary Training as the Typical Entry-Level Education

Occupations with the Most Projected Job Openings in the Portland Tri-County 2022-2032 with an Associate's Degree as the Typical Entry-Level Education

Occupation Title	Total Openings
Bookkeeping, Accounting, and Auditing Clerks	15,091
Heavy and Tractor-Trailer Truck Drivers	14,154
Nursing Assistants	10,527
Medical Assistants	8,863
Real Estate Sales Agents	7,189
Hairdressers, Hairstylists, and Cosmetologists	5,038
Computer User Support Specialists	4,477
Dental Assistants	4,200
Automotive Service Technicians and Mechanics	3,300
Real Estate Brokers	2,913

Occupation Title	Total Openings
Preschool Teachers, Except Special Education	4,876
Construction Managers	4,689
Paralegals and Legal Assistants	3,478
Graphic Designers	2,508
Electrical and Electronic Engineering Technologists and Technicians	2,223
Industrial Engineering Technologists and Technicians	2,203
Biological Technicians	1,879
Dental Hygienists	1,613
Interior Designers	1,404
Transportation, Storage, and Distribution Managers	1,238

Tools You Can Use

QualityInfo.org

Career Explorer

Occupation Profile

Career Explorer



All Occupations
Portland Tri-County (Clackamas, Multnomah, Washington)
41 Occupations Found

Additional Filters:
Education: Associate's Degree

+ View Chart



Occupation	2021 Emp.	2021- 2031 Emp. Growth	Typical Education	2022 Median Annual Salary	Current Job Listings	Projected Annual Openings	STEM	High Wage	High Skill	High Demand
Preschool Teachers, Except Special Education	3,272	30.9%	Associate's degree	\$38,268	72	441	--	--	x	x
Veterinary Technologists and Technicians	366	23.8%	Associate's degree	\$41,909	77	40	--	--	x	x
Agricultural and Food Science Technicians	--	--	Associate's degree	\$41,932 see note	2	--	x	--	x	x
Morticians, Undertakers, and Funeral Directors	79	22.8%	Associate's degree	\$48,065	2	11	x	--	x	--
Electro-Mechanical Technicians	43	9.3%	Associate's degree	\$48,933	6	3	x	--	x	--
Biological Technicians	1,330	12.6%	Associate's degree	\$49,997	139	158	x	--	x	x
Chemical Technicians	209	16.7%	Associate's degree	\$50,778	6	24	x	x	x	--
Embalmers	--	--	Associate's degree	\$50,989	0	--	x	x	x	--
Life, Physical, and Social Science Technicians, All Other	680	26.5%	Associate's degree	\$51,058	1	102	x	x	x	x
Geological and Petroleum Technicians	--	--	Associate's degree	\$52,550 see note	0	--	x	x	x	--

Occupation Profiles

Economists (193011) Oregon (All Counties)

Median Hourly Wage	2021 Employment	Job Openings per Year	10-Year Growth
\$86.22	211	17	14.2%

Description

Conduct research, prepare reports, or formulate plans to address economic problems related to the production and distribution of goods and services or monetary and fiscal policy. May collect and process economic and statistical data using sampling techniques and econometric methods. Excludes "Market Research Analysts and Marketing Specialists" (13-1161).



+ Expand All

+ Job Openings Listed with the Oregon Employment Department

+ Job Openings from Other Websites

+ State of Oregon Licenses & Certifications

+ Wage Range 2022

+ Employment Outlook

+ Area Employment Projections

+ Industries of Employment

- Educational Requirements
for Economists

The typical entry level education for this occupation is a Bachelor's degree. Those with a Master's degree have a competitive advantage in the labor market.

+ Knowledge, Skills, Abilities, and Work Activities

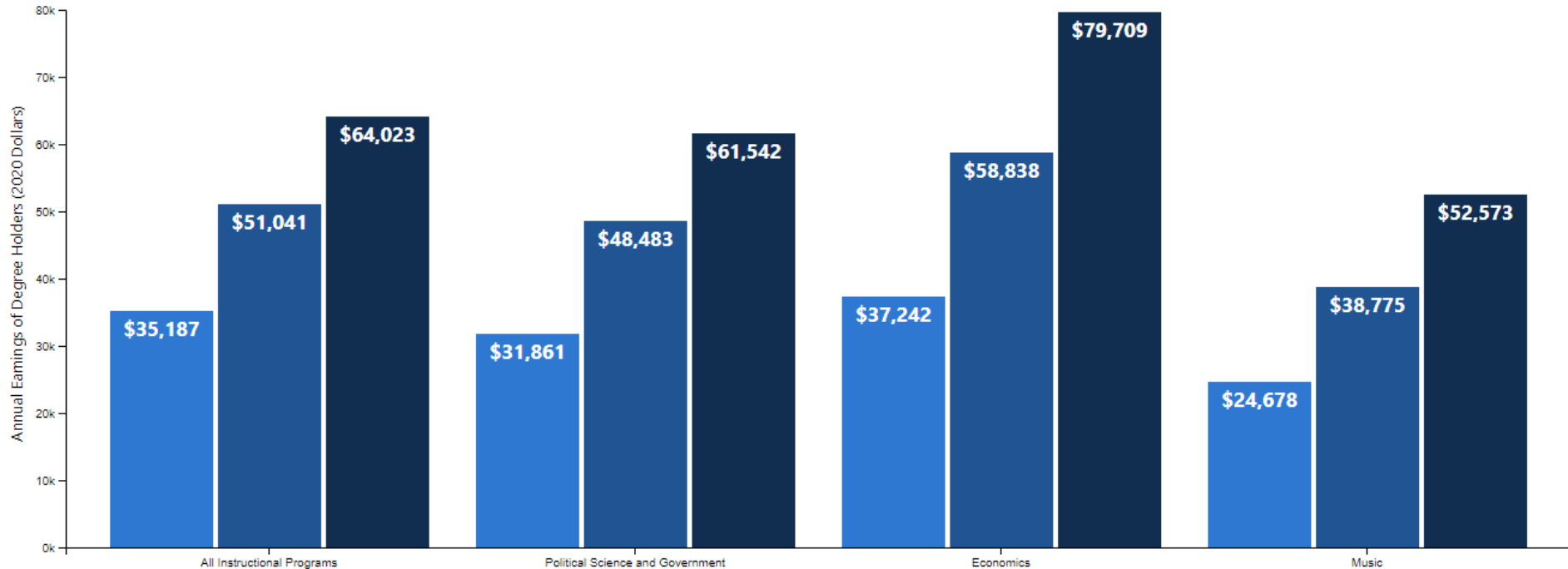
+ Schools and Training Providers

+ Related Occupations



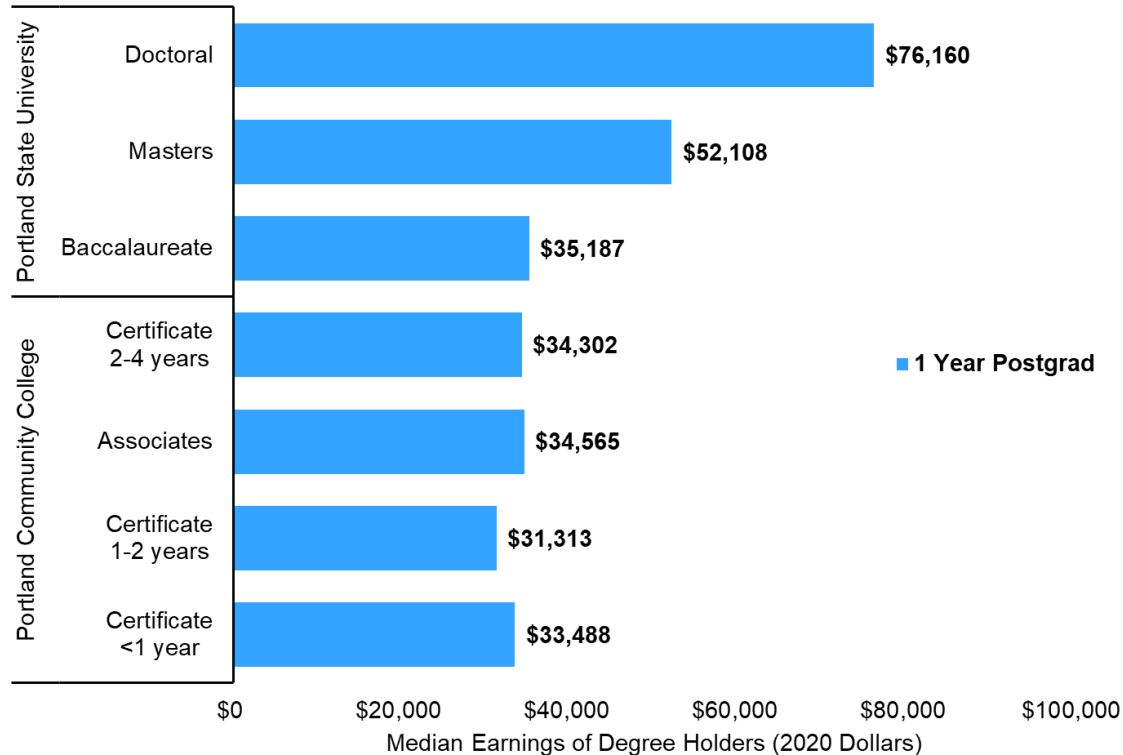
Post-Secondary Outcomes Explorer (PSEO)

<https://lehd.ces.census.gov/applications/pseo/>



Post-Secondary Outcomes Explorer (PSEO)

Median Wage of Graduates by Degree Level



Source: U.S. Census Bureau, Post-Secondary Employment Outcomes





**Jake Procino, Workforce Analyst/Economist
for the Portland Area**

Jake.D.Procino@employ.oregon.gov

Get the latest workforce and economic research delivered to your inbox!
Sign up at <https://www.qualityinfo.org/p-sofrm/>

Join the conversation:

Twitter [@OED Research](https://twitter.com/OED_Research)

